

# SUMMARY OF BALLOT RESULTS - IBEW/NECA NW LINE

February 23, 2010

FINAL VOTE:      468 to Accept                      255 to Reject                      45 Invalid


<u>Local Union</u>	<u>Ballots Mailed</u>	<u>Ballot Returned</u>	<u>Percentage of Return</u>
77	871	448	51%
125	490	185	38%
483	98	37	38%
659	227	98	43%
Total	1686	768	46%


VOTING RESULTS			
<u>Local Union</u>	<u>Members Accepting</u>	<u>Members Rejecting</u>	<u>Invalid Ballots</u>
77	236	184	28
125	127	47	11
483	25	10	2
659	80	14	4
Total	468	255	45


Percentage of Members that voted  
accepting package.

Total by Local

77	53%
125	69%
483	68%
659	82%

  
Keith Fales, Local 125  
ELECTION JUDGE

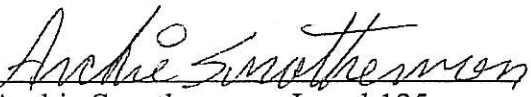
  
Frances Nelson, Local 77  
TELLER #2


  
Byron Allen, Local 483  
TELLER #4


Percentage of Members that voted  
rejecting package.

Total by Local

77	41%
125	25%
483	27%
659	14%

  
Archie Smothermon, Local 125  
TELLER #1

  
Micki Stebbins, Local 77  
TELLER #3

  
Steve Roberts, Local 659  
TELLER #5